

Nice Tub

For sliding gates up to 4000 kg.

Ideal for industrial applications.



Self-ventilated motor to increase
the work cycle

400V

BiDi

Yubii

Opera

Programmable via App

With Pro-View or
Bidi-WiFi &
MyNice Pro App.
Find out more
on page → 28

MyNice Pro
for Android



SCAN ME

MyNice Pro
for iOS



SCAN ME

Non-reversible 400 VAC electromechanical gearmotor, with built-in D-PRO 500 control unit.

Powerful: ideal for automating large industrial gates.

Functionality and safety: programmable, with electromechanical brake to eliminate gate inertia. Self-ventilated motor to increase the work cycle.

Maximum durability and silent operation: metal and bronze gears.

Advanced: Tub satisfies all control needs thanks to the possibility of easily and precisely managing the various functions with the Pro-View programmer.

Practical: the lever release makes this operation easy and safe.

Code	Description	Pcs./Pallet
TUB4000	Non-reversible electromechanical gearmotor, 400 VAC, with built-in D-PRO 500 control unit	

TECHNICAL SPECIFICATIONS

Code	TUB4000
ELECTRICAL SPECIFICATIONS	
Power supply (VAC 50 Hz)*	400
Draw (A)	1,6
Power (W)	580
PERFORMANCE DATA	
Speed (m/s)	0,16
Force (N)	7740
Working cycle (cycles/hour)**	42
DIMENSIONAL AND GENERAL DATA	
Protection class (IP)	54
Operating temperature (°C Min/Max)	-20 ÷ +50
Dimensions (mm)	480x240x580 h
Weight (kg)	60

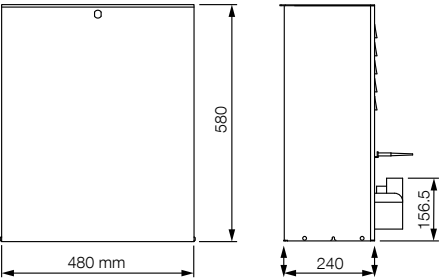
* Can also be used at 60 Hz with corresponding change in performance. ** With leaves up to 5 m.

COMMON ACCESSORIES

Code	Description	Pcs. Pack
DPRO500	Control units	1
NDA040	For optional potential free outputs	1
ROA81	Galvanised rack M6 30x30x1000 mm, weld-on, for use with RUA12 crown	10
TS	Sign	1

Find out more on page → 130.

DIMENSIONS



COMPATIBILITY WITH CONTROL SYSTEMS AND ACCESSORIES

TUB4000	Control unit/Receiver
	Integrated*
	• OXIBD / OXILR
	Transmitter
	• ERA INTI - 2 channels, 433.92 MHz, different colours
	• ERA ONE / MYGO - 1, 2, 4 or 9 channels, 433.92 MHz
	• ERA ONE BD / MYGOBD / ERA ONE LR
	• ERA FLOR / DOMi
	Photocells
	• EPS - Slim / EPM - Medium / EPL - Large
	EPSB - Slim, BlueBUS / EPMB - Medium, BlueBUS / EPLB - Large, BlueBUS
	• EPMOR - Medium, reflective
	EPMORB - Medium, BlueBUS, reflective
	EPMOW - Medium, wireless self-synchronised
	• F210 - Synchronised, adjustable / FT210 - For sensitive edges
	F210B - BlueBUS
	FT210B - For sensitive edges, BlueBUS
	Flashing light
	• ELAC
	ELDC
	WLT - Multifunction LED light

* Radio receiver not compatible with the O-box functions of the Opera system.



Accessories for sliding gates

SPARE CONTROL UNITS



NKA3

Control unit.

Pcs./pack 1



MCU1

Spare control unit for RBS400/600 complete with MLAE22 board and built-in Wi-Fi.

Pcs./pack 1



RBA3

Spare control unit for RB400, RB600/600P, RB1000/1000P and RUN1500/1500P.

Pcs./pack 1



RBA4

Spare control unit for RDKCE.

ROA41

Spare control unit for RO600.

Pcs./pack 1



RUA1

Spare control unit for RUN1800/1800P and RUN2500/2500P.

Pcs./pack 1



RUA2

Spare control unit for RUN2500I.

Pcs./pack 1



RUA3

Spare inverter for RUN2500I.

Pcs./pack 1



DPRO500

Control unit.

Pcs./pack 1

EXPANSION BOARD FOR CONTROL UNIT MLA1



MLAE21

Plug-in expansion board 1 Output 2 Input.

Pcs./pack 1



MLAE22

Plug-in expansion board 2 Output (1 230V Relay) 2 Input.

Pcs./pack 1



MLAE44

Plug-in expansion board 4 Output 4 Input.

Pcs./pack 1

RACKS



ROA6

Slotted rack, M4 25x20x1000 mm, nylon with metal insert. For gates up to 500 kg.

Pcs./pack 10



ROA66

Slotted nylon rack M4 25x20x1000 mm with metal core, six fastening points. For gates weighing up to 800 kg.

Pcs./pack 10



ROA7

Galvanised rack, M4 22x22x1000 mm.

Pcs./pack 10



ROA8

Galvanised rack, M4 30x8x1000 mm, with screws and spacers.

Pcs./pack 10



ROA81

Galvanised rack M6 30x30x1000 mm, weld-on, for use with RUA12 crown.

Pcs./pack 10

OTHER ACCESSORIES



RUA12

12-tooth crown gear, module 6, for use with ROA81 rack (solely for Run).

Pcs./pack 1



RBA1

Inductive limit switch.

Pcs./pack 1



KIO

Key switch for low-voltage contacts, with release mechanism for metal cable.

Pcs./pack 1



KA1

Kit with 6 m metal cable for KIO.

Pcs./pack 1



CM-B

Release ratchet with two metal keys.

Pcs./pack 1



NDA040

For optional potential free outputs.

Pcs./pack 1



Sign.

Pcs./pack 1

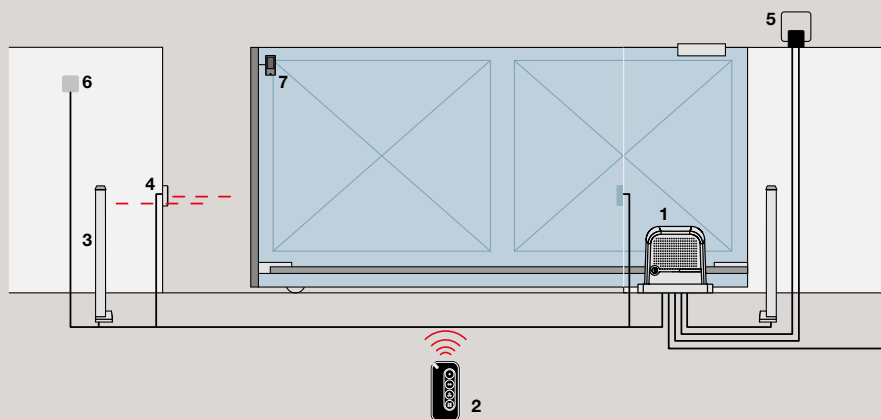


PS124

24 V battery with integrated battery charger.

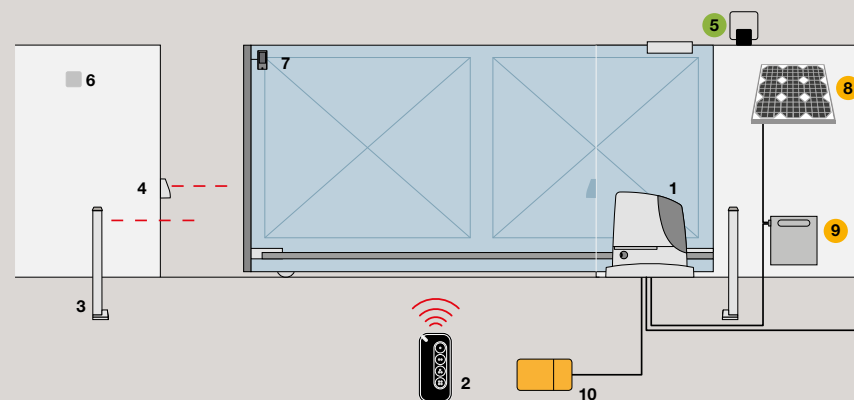
Pcs./pack 1

ACCESSORIES FOR 24 V VERSIONS



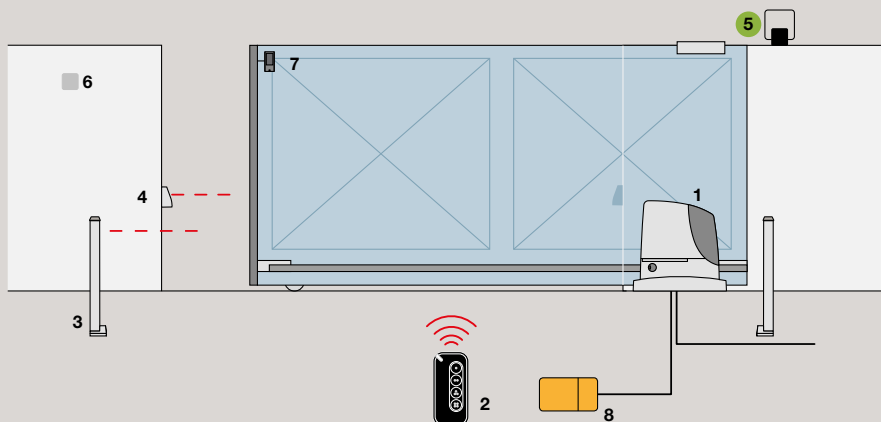
ROBO 600

1. Motor 2. Transmitter 3. Post-mounted photocells 4. Photocells 5. Flashing light 6. Key switch 7. Sensor for sensitive edge



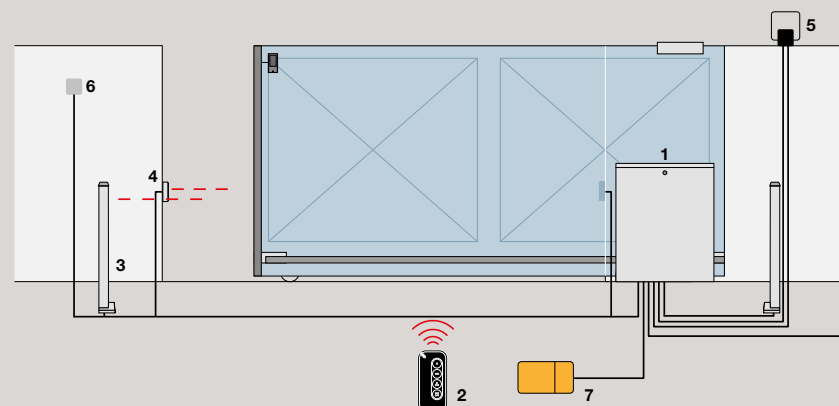
RUN 1500

1. Motor 2. Transmitter 3. Post-mounted photocells 4. Photocells 5. Flashing light 6. Key switch 7. Sensor for sensitive edge 8. SYP solar panel 9. PSY24 battery box 10. Pro-View multifunction interface
 ● Accessories also available in wireless version **Solemyo Air Net System**
 ● Solemyo solar power accessories



RUN 1800/2500

1. Motor 2. Transmitter 3. Post-mounted photocells 4. Photocells 5. Flashing light 6. Key switch 7. Sensor for sensitive edge 8. Pro-View multifunction interface
 ● Accessories also available in wireless version **Solemyo Air Net System**



TUB

1. Motor 2. Transmitter 3. Post-mounted photocells 4. Photocells 5. Flashing light 6. Key switch 7. Pro-View multifunction interface